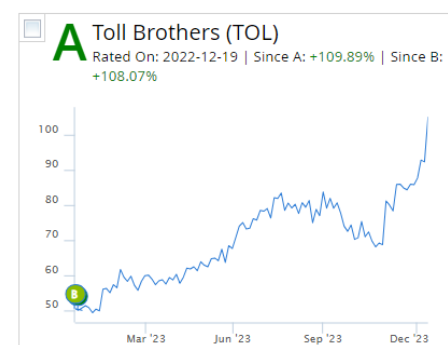
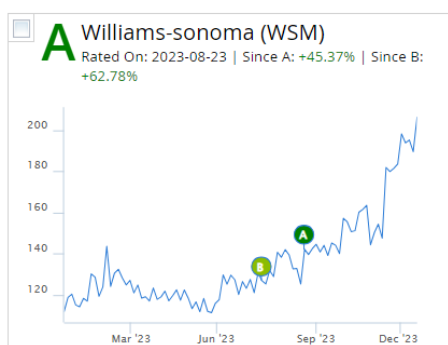
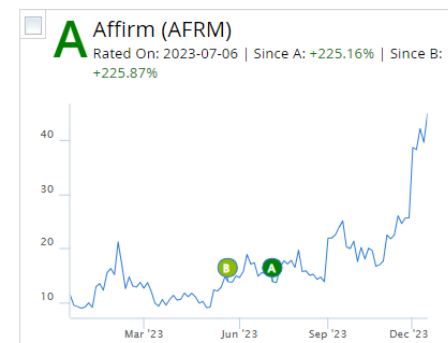
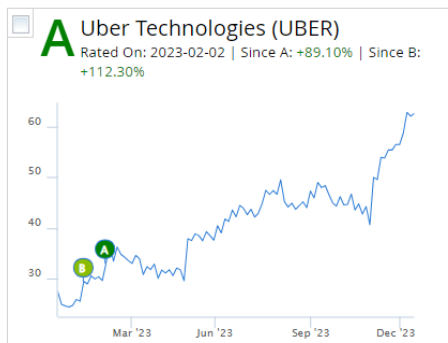


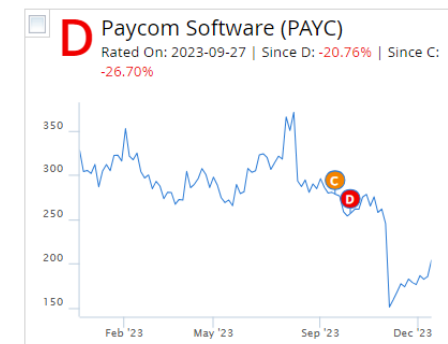
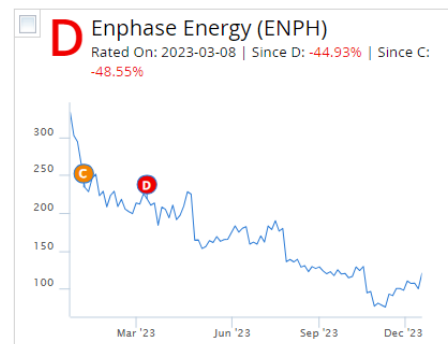
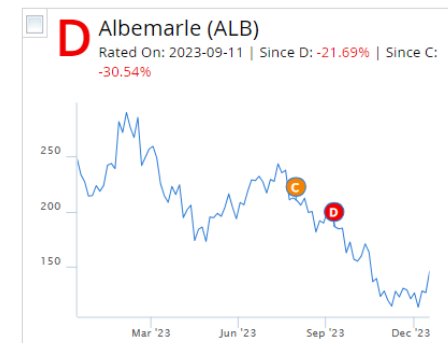
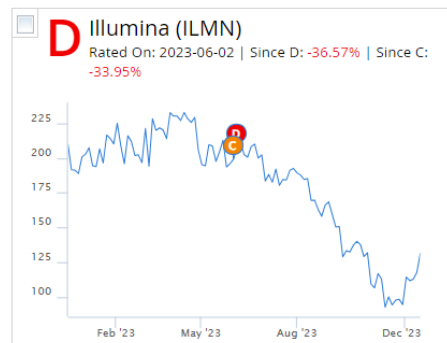
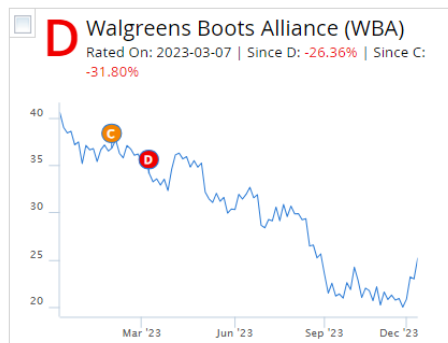
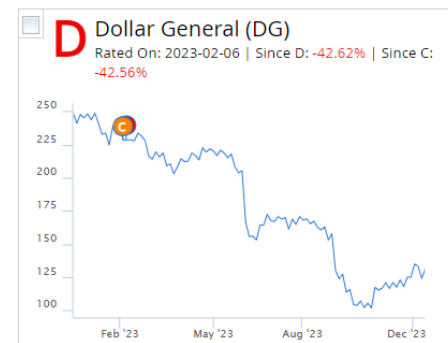
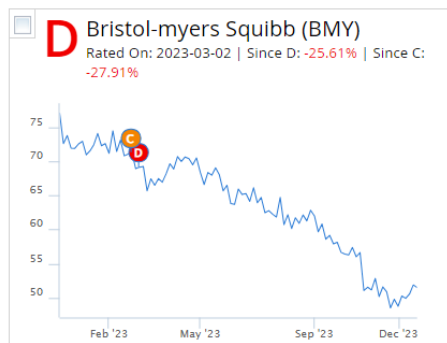
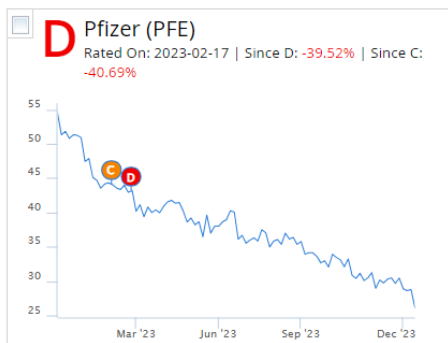


US – Winners and Losers Last 6 Months

Trendrating enables capturing some of the best performers:



Trendrating helps to avoid some of the worst performers:



Best performers:

Ticker	Name	Market Cap	Market	Sector	Price	Rating	Last 6 Months
UBER	Uber Technologies	128.62B	US	Industrials	USD 62.50	A	51.44%
KKR	Kkr	73.46B	US	Financials	USD 83.01	A	45.55%
CRWD	CrowdStrike	60.68B	US	Information Technology	USD 252.68	A	64.12%
COIN	Coinbase Global	36.76B	US	Financials	USD 153.63	A	185.03%
VRT	Vertiv	18.02B	US	Industrials	USD 47.24	A	109.49%
LII	Lennox International	15.78B	US	Industrials	USD 444.07	A	44.82%
AFRM	Affirm	13.53B	US	Financials	USD 44.84	A	163.15%
VST	Vistra	13.40B	US	Utilities	USD 37.49	A	51.11%
WSM	Williams-sonoma	13.24B	US	Consumer Discretionary	USD 206.46	A	64.37%
APP	Applovin	12.99B	US	Information Technology	USD 38.69	A	71.96%
TOL	Toll Brothers	11.30B	US	Consumer Discretionary	USD 105.18	A	43.49%
NTNX	Nutanix	11.28B	US	Information Technology	USD 46.49	A	57.11%

Worst performers:

Ticker	Name	Market Cap	Market	Sector	Price	Rating	Last 6 Months
PFE	Pfizer	147.54B	US	Health Care	USD 26.13	D	-33.61%
BMJ	Bristol-myers Squibb	104.73B	US	Health Care	USD 51.47	D	-19.78%
EL	Estee Lauder Companies	52.27B	US	Consumer Staples	USD 146.06	D	-23.99%
DG	Dollar General	28.76B	US	Consumer Staples	USD 131.02	D	-19.18%
WBA	Walgreens Boots Alliance	21.67B	US	Consumer Staples	USD 25.14	D	-20.22%
ILMN	Illumina	20.88B	US	Health Care	USD 131.49	D	-35.81%
HRL	Hormel Foods	17.45B	US	Consumer Staples	USD 31.92	D	-22.62%
ALB	Albemarle	17.12B	US	Materials	USD 145.89	D	-35.67%
ENPH	Enphase Energy	16.42B	US	Information Technology	USD 120.22	D	-32.91%
YUMC	Yum China	16.41B	US	Consumer Discretionary	USD 40.16	D	-32.14%
LCID	Lucid	11.77B	US	Consumer Discretionary	USD 5.14	D	-19.69%
PAYC	Paycom Software	11.75B	US	Industrials	USD 203.71	D	-36.32%

The full list of stocks is available in Trendrating.

Contact us at discover@trendrating.net



About Trendrating:

Trendrating is the leader in **trend capture** models, analytics and technology, serving 200+ institutions worldwide and premier partners including Bloomberg and Euronext. Trendrating provides an innovative, well proven set on analytics to assess and rate the quality of price trends. **The ability to capture trends, profiting from bull markets and avoiding bear phases is the key to outperform on a consistent basis.** Trendrating makes possible to quickly analyze trends using a rating system where **A** and **B** identify bull trends and **C** and **D** point to bear trends. This rating approach captures in a systematic and unbiased way medium term price trends that can impact yearly portfolio returns. The rating of trends is additional market intelligence designed to enrich the investment decision process and maximize returns while improving risk control. Trendrating offers a well validated rating methodology to measure trends (**A, B, C, D**) easy to integrate into most strategies and models. With Trendrating you can evaluate the direction and the quality of medium to long-term price trends for stocks, ETFs, indices, sectors and countries.

Disclaimer: The evaluations, rankings and information provided by Trendrating (the "Services") are provided solely for the use of finance professionals (the "Users") who have been issued a license to use the Services by Trendrating and who, by nature of their status as investment professions understand, or are expected to understand, the complexity of finance products, the functioning of the markets and the risks inherent in them. The Services are not offered for use by persons not employed or actively working as professionals in the finance and investment industry. The Services are to be used entirely at the risk of the Users. Included in the Services are forward-looking statements that are based on observations, assumptions and calculations that reflect Trendrating's expectations. Forward-looking statements are subject to numerous risks and uncertainties that could cause actual results to materially differ from those expectations. The Services are not intended to constitute a recommendation of any specific security or financial product and are to be implemented solely in conjunction with or as part of a complete investment evaluation conducted by the Users. Under no circumstances shall Trendrating, its officers, directors, employees or agents be liable for any damages, lost profits or investment losses that result in any way from use of the Services or any interruptions, errors or delays in the Services.